

VC-103MX2-M/C24I

Ultra High Resolution CMOS Digital Camera



CoaXPress®

The VC-103MX2 camera, the latest models of the industrial proven VC series, is new 103-megapixel CoaXPress camera. The camera is based on the latest CMOS image sensor technology (GMAX32103) from Gpixel. The VC-103MX2 offers up to 24.7 frames per second at 11,264 × 9,200 resolution. Equipped with the Vieworks' innovative technologies proved by world's top FPD manufacturers, the VC-103MX2 camera offers not only highly uniformed images but also high-speed image processing capabilities. Featured with high-quality image uniformity and high resolution, the camera is ideal for demanding applications such as FPD, PCB and semiconductor inspections.

VIEWORKS

vision.vieworks.com

Main Features

- 103 Megapixel Resolution
- CoaXPress 2.0 Interface up to 24.7 fps at 50 Gbps using 4 CH
- Global Shutter CMOS Technology
- DSNU and PRNU Correction
- Flat Field Correction with Sequencer Control
- Hot Pixel Correction
- Defective Pixel Correction

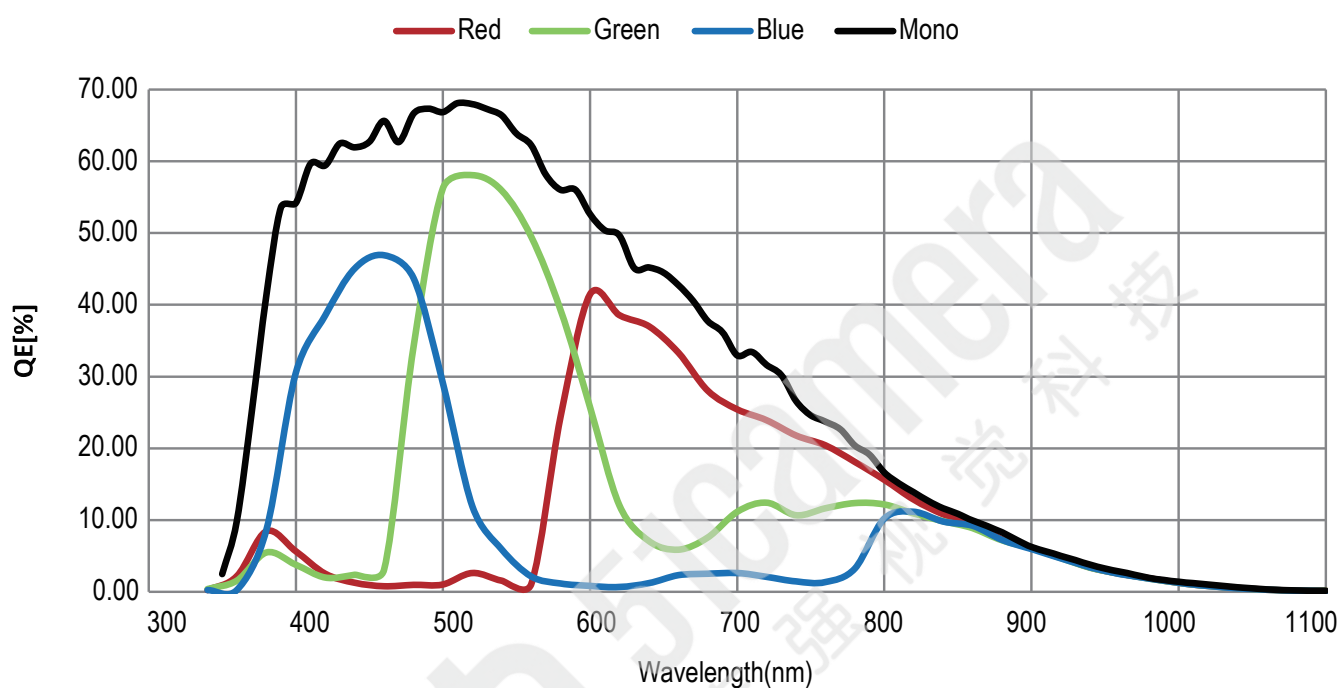
Applications

- Flat Panel Display Inspection
- Electronics Inspection
- Semiconductor Inspection
- Document / Film Scanning

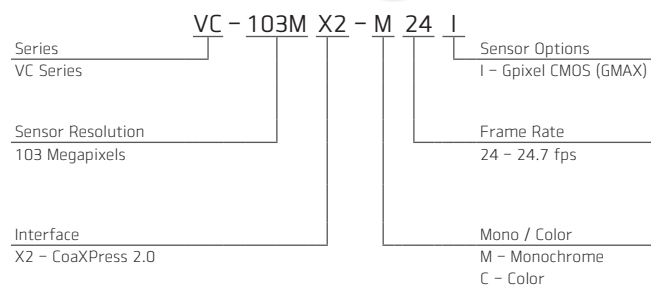
Specifications

Model		VC-103MX2-M/C24I
Resolution (H × V)		11,264 × 9,200
Sensor Size (Diagonal)		36.1 mm × 29.4 mm (Photo Sensitive Area)
Sensor Type		High Speed CMOS Image Sensor
Pixel Size		3.2 μm × 3.2 μm
Interface		CXP-12 × 4
Max. Frame Rate (8 bit)	CXP-6 × 4	22.8 fps
	CXP-10 × 4	24.7 fps
	CXP-12 × 4	24.7 fps
Exposure Time (1 μs step)		1 μs ~ 60 s
Partial Scan (Max. Speed)		850.2 fps at 4 Lines (CXP-12)
Pixel Data Format	Mono	8/10/12 bit
	Color	GB Bayer 8/10/12 bit
Electronic Shutter		Global Shutter
Binning		×1, ×2, ×4(Monochrome), Horizontal and Vertical Independent
Gain Control	Analog	1.4× ~ 5.2×
	Digital	1.0× ~ 32.0×
Black Level Control		0 ~ 255 LSB at 12 bit
Trigger Synchronization		Free-Run, Hardware Trigger, Software Trigger or CXP
External Trigger		3.3 V ~ 24.0 V, 10 mA, Logical Level Input, Optically Isolated
Software Trigger		Asynchronous, Programmable via Camera API
Dynamic Range		Typical 66 dB at 12 bit
Cooling Method		Standard Cooling with a Fan
Dimension / Weight		80.0 mm × 80.0 mm × 85.0 mm, 0.55 kg (with M72-mount)
Temperature		Operating: 0°C ~ 40°C, Storage: -40°C ~ 70°C
Lens Mount		M72-mount
Power	External	11 ~ 24 V DC
	PoCXP	24 V DC (Minimum 2 of PoCXP Cables Required)
	Dissipation	Typical 20 W, Maximum 22 W
Compliance		CE, FCC, KC

Spectral Response

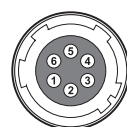


Ordering Scheme



Connector Specification

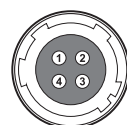
Power



1, 2, 3: +12V DC
(HR10A-7R-6PB)

4, 5, 6: GND

Control

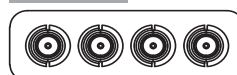


1: Trigger IN+
3: Strobe Out-(GND)
(HR10A-7R-4S)

2: Trigger IN-
4: Strobe Out+

Data Transfer / Communications

Micro-BNC



CH1 CH2 CH3 CH4

CH1: Master Connection
75 Ω, Micro-BNC (HD-BNC)

Connectors on Camera Body

Mechanical Dimensions

Unit: mm

