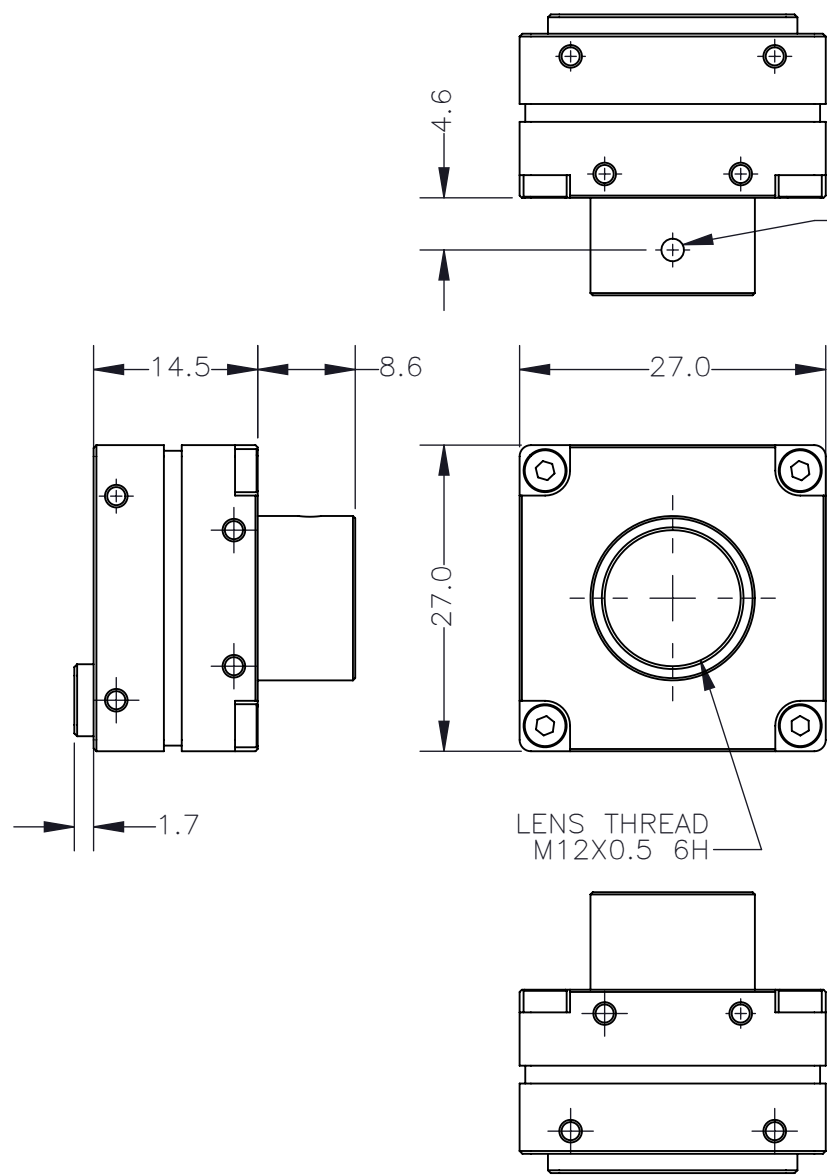


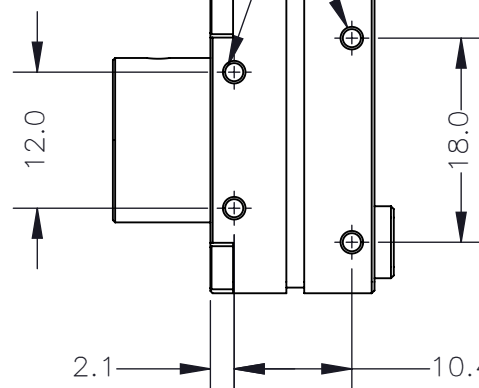
REVISIONS				
REV.	DESCRIPTION	DATE DONE	DONE BY	CHECKED BY
0	INITIAL RELEASE	18.APR.19	DANIEL	GUS
1	UPDATED TO SHOW 8x M2 HOLES ADDED APRIL 2019	26.ARP.22	GUS	DAVID



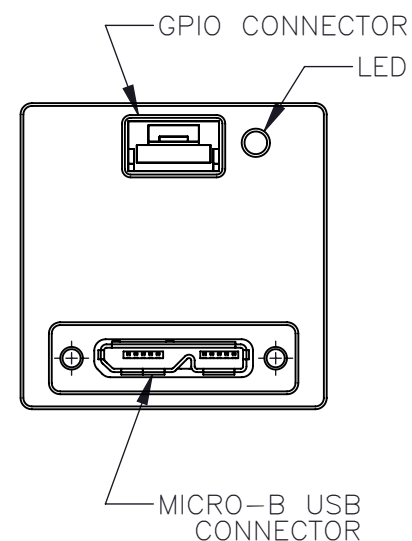
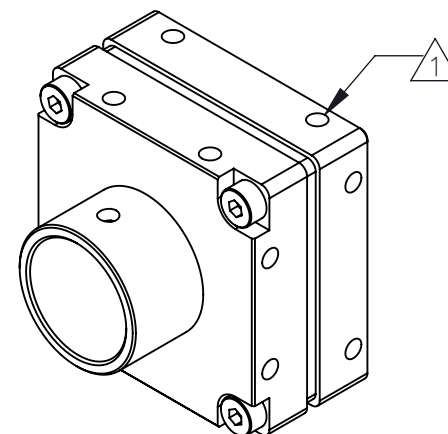
M2X0.4 6H

M2X0.4 ∇ 2.6
2 PL

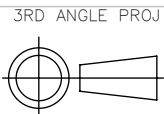
M2X0.4 ∇ 3.0
2 PL



HOLE LOCATIONS AND
CALLOUTS TYPICAL ALL
4 SIDES



PROPRIETARY AND CONFIDENTIAL
THE INFORMATION CONTAINED IN THIS DRAWING IS
THE SOLE PROPERTY OF FLIR INTEGRATED IMAGING
SOLUTIONS. ANY REPRODUCTION IN PART OR
WHOLE WITHOUT THE WRITTEN PERMISSION OF FLIR
INTEGRATED IMAGING SOLUTIONS IS PROHIBITED.



TOLERANCES
X.X \pm 0.3
X.XX \pm 0.10
X.XXX \pm 0.020
ANGLES \pm 0.5°

UNLESS OTHERWISE
STATED:
ALL DIMENSIONS IN MM
MACHINE FINISH 1.6µM

SCALE DWG NO
1:1 FFY-U3-50-R1
SIZE TITLE
A FFY-U3

SHEET
1 OF 3

REV
1