

Compact Controller CC-ST-1024

Refer to our website for product details.

CCS CC-ST-1024

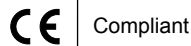
Search



You can also use your smartphone or cell phone.

For quick access.

Compact, lightweight LED Light-dedicated controller



Install inside the device

• Install on compact device or single devices



Install inside a control panel to centrally manage other instruments



Install next to the camera or near the light for a compact configuration



These are conceptual images.

Features

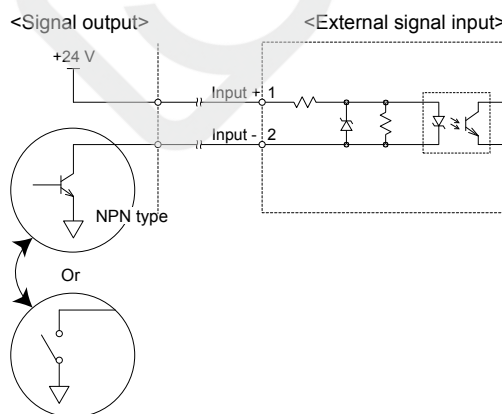
- This LED Light-dedicated controller has the same size as a sensor amp.
- DIN rail installation
- Can be installed in various locations such as inside a control panel or next to any type of sensor amp inside a device.
- Power supply is 24 VDC, optimal for on-site usage.

Example connections

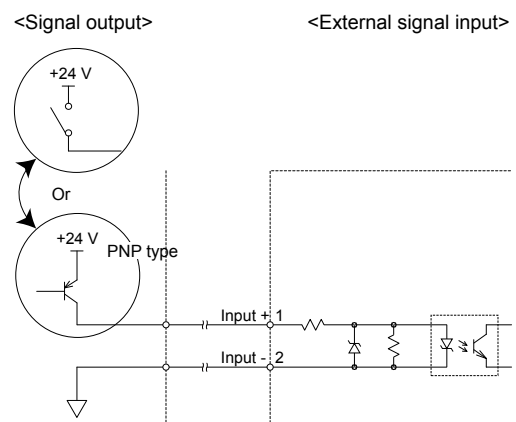
Refer to the "Instruction Guide" for details.

External signal Example connections

Sink type



Source type



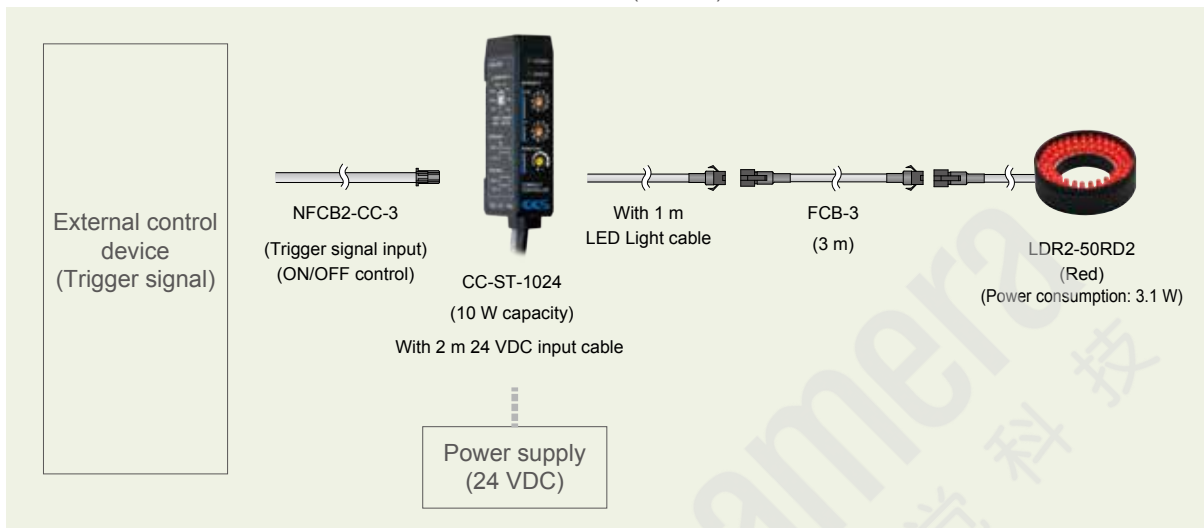
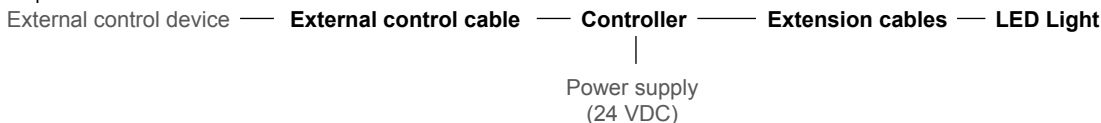
Becomes HIGH when 24 V is applied to input+ and 0 V is applied to input-.

Apply a current using the open-collector circuit, high-speed photocoupler, semiconductor relay, and so on. (We recommend 10 mA or less.) The pulse width must be 10 μ s or more (Applied voltage 24 V \pm 10%).

If using in an environment where noise is likely to occur, we recommend isolating the signal line and GND line from the drive device using a photocoupler or semiconductor relay.

Example system configuration

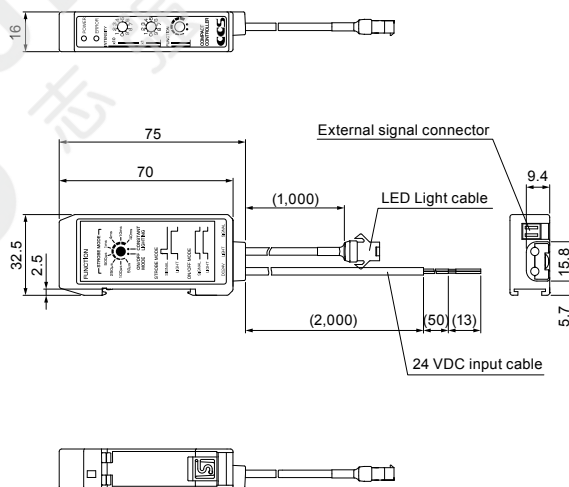
Example:



Specifications

Model name	CC-ST-1024
Drive method	Constant-voltage system
Intensity control method	PWM control and lighting time control
Applicable Light Unit (rated)	24 V 10 W
PWM frequency	100 kHz
Input overcurrent protection	Overcurrent protection is provided by fuse interruption.
Input voltage	24 VDC±10%
Power consumption (typ.)	11.0 W (with 10 W LED Light during max. intensity drive)
Output voltage (rated)	24 VDC
Operating environment (indoors only)	Temperature: 0 to 40°C, Humidity: 20% to 85%RH (with no condensation)
Storage environment	Temperature: -20 to 60°C, Humidity: 20% to 85%RH (with no condensation)
Vibration resistance	Acceleration: 19.6 m/sec ² , Frequency: 10 to 55 Hz, Cycle: 3 min., Sweep cycle: Each hour in the X, Y, and Z directions
Impact resistance	Acceleration: 49.0 m/sec ² , Operation time: 30 m sec, Repetitions: Three times for each of the six directions
Cooling method	Natural air cooling
CE marking	EMC standard: EN61326 Class A compliant
Environmental regulations	RoHS compliant
Material	ABS
Weight	80 g
Accessories	Instruction Guide x 1, flat-head screwdriver x 1

Dimensions (mm)



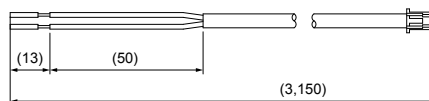
Options

External signal cable

NFCB2-CC-3 (3 m)



This cable is for use with external signals. It is used for intaking HIGH signals (during ON/OFF mode) and trigger signals (during strobe mode) into this product.



Dimensions (mm)



1: White (Input+)
2: Black (Input-)

Housing: PAP-02V-K (JST)
Contact: BPHD-002T-P0.5 (JST)