

Optional Cable List

* * * * * Read this guide before using the product. * * * * *

Thank you for purchasing a CCS product. To properly use the product, please read this guide before use and store it handy for your future reference.

● Status of RoHS Compliance for Optional Cables

Model		RoHS Compliance	
EXCB-B3	→	EXCB2-B3	
EXCB-25-3	→	EXCB2-25-3	
STCB-25-3	→	—	
NFCB-3	→	NFCB2-3	

Refer to the cable specifications for the control unit that you are using. The number of lines that can be used depends on the control unit. Read this Instruction Guide and the user documentation for your control unit carefully before attempting to use the product.

◆ EXCB2-25-3

■ Specifications

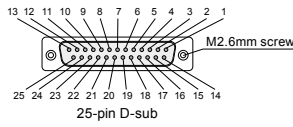
No.	Cable color	Line color	No.	Cable color	Line color	No.	Cable color	Line color	No.	Cable color	Line color
1	Black	—	9	Gray	—	17	Purple	Black	25	Brown	White
2	White	—	10	Pink	—	18	Gray	Black			
3	Red	—	11	White	Black	19	Black	Black			
4	Green	—	12	Red	Black	20	Blight green	Black	NC	Blue	White
5	Yellow	—	13	Green	Black	21	Black	White		Purple	White
6	Brown	—	14	Yellow	Black	22	Red	White		Gray	White
7	Blue	—	15	Brown	Black	23	Green	White		Pink	White
8	Purple	—	16	Blue	Black	24	Yellow	White	Blight green	White	

(Note) Connect nothing to NC.

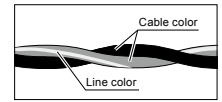
■ Applicable Control Unit

Model
PD(4,8CH) series, PD2(4,8CH) series, PTU series, PTU2 series

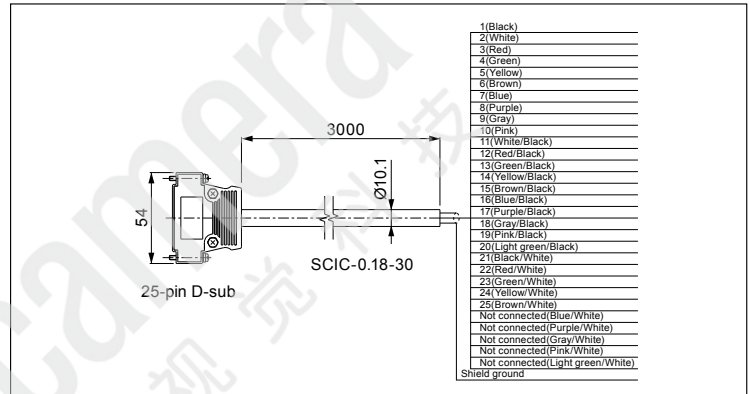
■ Socket (Front View)



■ Cable (Enlarged View)



■ Dimensional Diagrams (mm)



◆ EXCB2-B3

■ Specifications

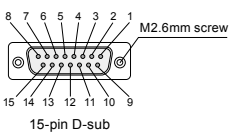
No.	Cable color	Line color	No.	Cable color	Line color	No.	Cable color	Line color	No.	Cable color	Line color
1	Black	—	5	Yellow	—	9	Gray	—	13	Green	Black
2	White	—	6	Brown	—	10	Pink	—	14	Yellow	Black
3	Red	—	7	Blue	—	11	White	Black	15	Brown	Black
4	Green	—	8	Purple	—	12	Red	Black	NC	Blue	Black

(Note) Connect nothing to NC.

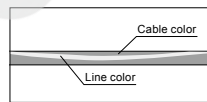
■ Applicable Control Unit

Model
PD(1CH) series, PD(2CH) series, PJ(AC type) series, PJ(DC type) series, PD2(1CH) series, PD2(2CH) series, PSB2(100W type) series, PSB2(300W type) series, PFB series

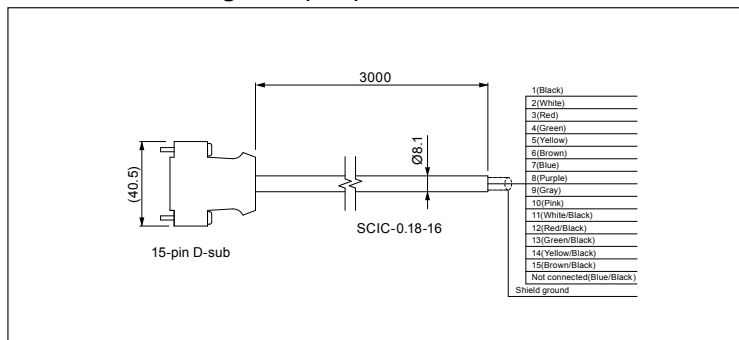
■ Socket (Front View)



■ Cable (Enlarged View)



■ Dimensional Diagrams (mm)



◆ NFCB2-3

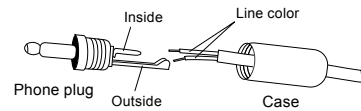
■ Specifications

Terminal	Line color	Signal
Inside	White	ON/OFF (+)
Outside	Black	GND (-)

■ Applicable Control Unit

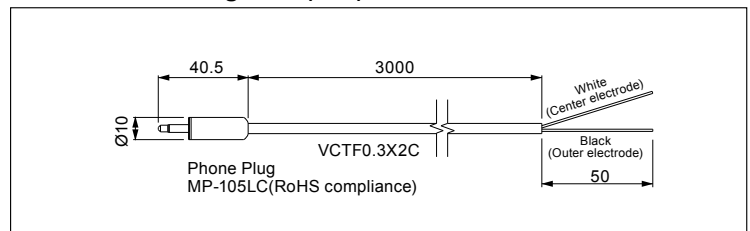
Model
PD(1CH) series, PD(2CH) series, PD2(1CH) series, PD2(2CH) series, PSB series

■ Phone Plug (Exploded View)



(Note) Recommended phone plug: MP-105LC (Mfd. by Technical electron co.Ltd)

■ Dimensional Diagrams (mm)

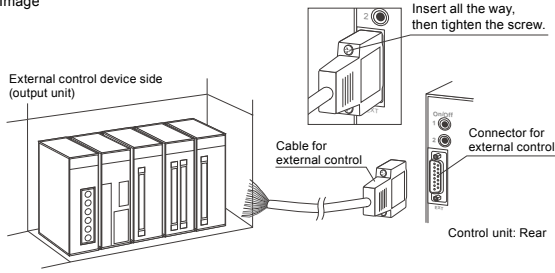


● Connection

■ EXCB2-B3/EXCB2-25-3

Connect the external controlling cable to external controlling connector located on backside of the control unit.

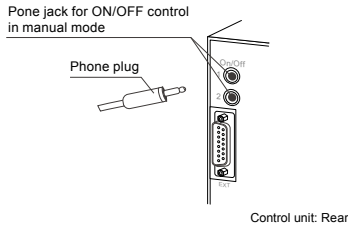
Connection Image



■ NFCB2-3

Connect the phone plug to Phone jack located on backside of the control unit.

Connection Image



Warranty Information

EXCEPT FOR THE EXPRESS WARRANTIES STATED IN THIS DOCUMENT, CCS MAKES NO ADDITIONAL WARRANTIES, EXPRESS, IMPLIED, OR STATUTORY, AS TO ANY MATTER WHATSOEVER. IN PARTICULAR, ANY AND ALL WARRANTIES OF MERCHANTABILITY OR FITNESS FOR PARTICULAR PURPOSE ARE EXPRESSLY EXCLUDED. EXCEPT AS EXPRESSLY SET FORTH HEREIN, CCS MAKES NO WARRANTIES WITH RESPECT TO THE PRODUCTS.

WARRANTY PERIOD: TWO YEARS, STARTING FROM CCS Inc. SHIPPING DATE.

CCS Inc. WILL REPAIR OR REPLACE THE PRODUCT FREE OF CHARGE IF IT SHOULD FAIL TO FUNCTION WITHIN THE SPECIFIED WARRANTY PERIOD. IF EITHER OF THESE CONDITIONS OCCURS, PLEASE TAKE THE PRODUCT TO YOUR CCS SALES REPRESENTATIVE.

WARRANTY TERMS

- 1 CCS Inc. WILL REPAIR OR REPLACE THE PRODUCT FREE OF CHARGE IF IT SHOULD FAIL TO FUNCTION UNDER USE ON OUR SPECIFIED CONDITION IN ACCORDANCE WITH THE INSTRUCTION GUIDE AND OTHER WRITTEN CAUTIONS DURING THE INDICATED WARRANTY PERIOD OF TWO YEARS.
- 2 CCS Inc. WILL CHARGE A REPAIR FEE UNDER THE FOLLOWING CONDITIONS:
 - 1) IF THE PRODUCT HAS BEEN SUBJECTED TO MISUSE, UNAUTHORIZED REPAIRS, OR MODIFICATION FROM ITS ORIGINAL DESIGN.
 - 2) IF THE PRODUCT HAS BEEN DAMAGED FROM IMPACTS DUE TO INAPPROPRIATE HANDLING.
 - 3) IF DAMAGE TO THE PRODUCT RESULTS FROM EXTERNAL CAUSES INCLUDING ACCIDENTS, FIRE, POLLUTION, RIOTS, COMMUNICATION FAILURES, EARTHQUAKES, THUNDERSTORMS, WIND AND FLOOD DAMAGE, OR ANY OTHER ACT OF PROVIDENCE, OR FROM ANY EXTRAORDINARY CONDITIONS SUCH AS ELECTRICAL SURGES, WATER LEAKAGE, CONDENSATION, OR THE USE OF CHEMICALS.
 - 4) IF THE DAMAGE RESULTS FROM CONNECTION TO ANY CONTROL UNIT OR TO ANY EQUIPMENT WHICH CCS Inc. DOES NOT MANUFACTURE OR DOES NOT SPECIFY FOR USE.
- 3 CCS ASSUMES NO LIABILITY FOR ANY PURCHASER'S SECONDARY DAMAGE (DAMAGE OF EQUIPMENT, LOSS OF OPPORTUNITIES, LOSS OF PROFITS, ETC.) OR ANY OTHER DAMAGE RESULTING FROM A FAILURE OF OUR PRODUCT.

THIS WARRANTY INFORMATION PROVIDES THE SCOPE OF CCS'S PRODUCT WARRANTY WITHIN THE SPECIFIED PERIOD, AND DOES NOT INDICATE OR IMPLY ANY FURTHER GUARANTEE BEYOND THE WARRANTY TERMS.

CONTACT CCS FOR INQUIRIES OR INFORMATION ON REPAIRS TO THE PRODUCT AFTER THE EXPIRATION OF THE WARRANTY.

- Contents of this Instruction Guide may be changed without prior notice.
- Illustrations used in this Instruction Guide may differ from actual products.
- CCS maintains the copyright on this Instruction Guide. Unauthorized transfer or reproduction is strictly prohibited.