

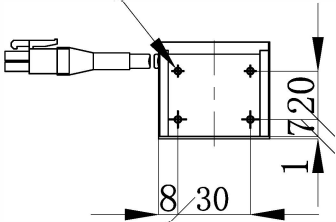
LFV-PF-35SW

ELP-04NV_Connector 4P

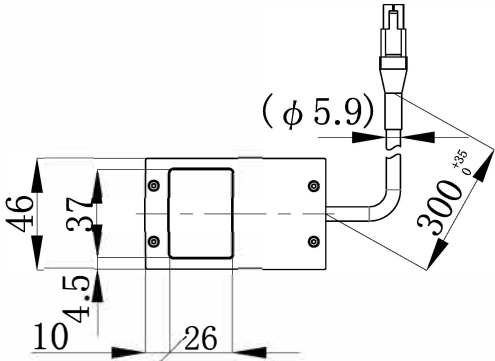
Model name	LFV-PF-35SW
LED color	White
Input voltage	48 VDC max.
Peak current	14.4 A max.
Weight	230 g max.
Connector	ELP-04NV
Polarity and signal	1: (+), 2: (+), 3: (-), 4: (-)

Unit: mm

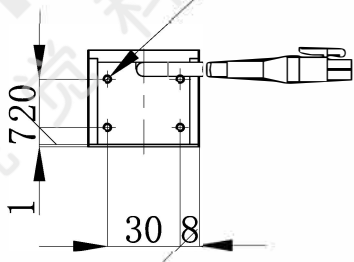
4 x M3 x 5
(For installation)



Emitting surface 34mm x 38mm

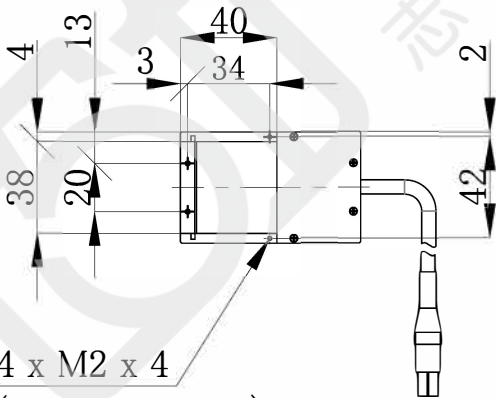


4 x M3 x 6
(For installation)



Model	Peak current
LFV-PF-35SW	14.4A
LFV-PF-35RD	10.8A

4 x M2 x 4
(For installation)



Do not light up the illuminator continuously.
This illuminator has some restrictions for light-up condition.
Please keep strictly the duty cycle under 1% and pulse width under 500 μ s.