




## UI-5882SE-M Rev.4 (AB02592)



■ In series

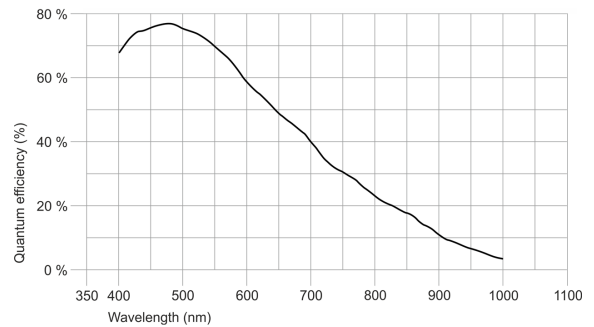
The model is in series and available for the long term.

■ Made  
■ in  
■ Germany

## Specification

### Sensor

Sensor type	CMOS Mono
Shutter	Rolling shutter / Global Start Shutter
Sensor characteristic	Linear
Readout mode	Progressive scan
Pixel Class	6 MP
Resolution	6.41 Mpix
Resolution (h x v)	3088 x 2076 Pixel
Aspect ratio	3:2
ADC	12 bit
Color depth (camera)	12 bit
Optical sensor class	1/1.8"
Optical Size	7.410 mm x 4.980 mm
Optical sensor diagonal	8.93 mm (1/1.79")
Pixel size	2.4 µm
Manufacturer	Sony
Sensor Model	IMX178LLJ-C
Gain (master/RGB)	14.5x/5x
AOI horizontal	same frame rate
AOI vertical	increased frame rate
AOI image width / step width	88 / 8
AOI image height / step width	28 / 2
AOI position grid (horizontal/vertical)	4 / 2
Binning horizontal	-
Binning vertical	-
Binning method	-
Binning factor	-
Subsampling horizontal	same frame rate
Subsampling vertical	same frame rate
Subsampling method	M/C automatic
Subsampling factor	2, 4, 6, 8, 16



Subject to technical modifications (2021-12-09)

## Model

Pixel clock range	20 MHz - 118 MHz
Frame rate freerun mode	17
Frame rate trigger (continuous)	17
Frame rate trigger (maximum)	17
Exposure time (minimum - maximum)	0.032 ms - 999 ms
Long exposure (maximum)	120000 ms
Power consumption	1.3 W - 3.4 W
Image memory	128 MB
Special features	IDS line scan mode, Overlap trigger, Sensor source gain

## Ambient conditions

The temperature values given below refer to the outer device temperature of the camera housing.  
For PCB versions, refer to the separate hints in the respective documentation.

Device temperature during operation	0 °C - 55 °C / 32 °F - 131 °F
Device temperature during storage	-20 °C - 60 °C / -4 °F - 140 °F
Humidity (relative, non-condensing)	20 % - 80 %

## Connectors

Interface connector	GigE RJ45
I/O connector	8-pin Hirose connector (HR25-7TR-8PA(73))
Power supply	12 V - 24 V or PoE

## Pin assignment I/O connector

1	Ground (GND)
2	Flash output with optocoupler (-)
3	General Purpose I/O (GPIO) 1
4	Trigger input with optocoupler (-)
5	Flash output with optocoupler (+)
6	General Purpose I/O (GPIO) 2
7	Trigger input with optocoupler (+)
8	Input power supply (VCC) 12-24 V DC



Camera rear view

## Design

Lens Mount	-
IP code	-
Dimensions H/W/L	31.5 mm x 40.0 mm x 30.0 mm
Mass	35 g