



UI-5261SE-C-HQ Rev.4 (AB00999)



In series

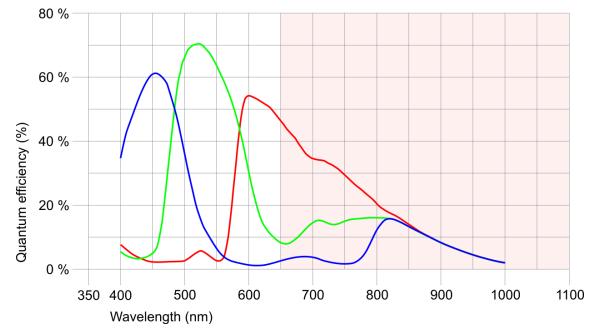
The model is in series and available for the long term.

■ Made in Germany

Specification

Sensor

| | |
|---|----------------------|
| Sensor type | CMOS Color |
| Shutter | Global Shutter |
| Sensor characteristic | Linear |
| Readout mode | Progressive scan |
| Pixel Class | 2 MP |
| Resolution | 2.35 Mpix |
| Resolution (h x v) | 1936 x 1216 Pixel |
| Aspect ratio | 16:10 |
| ADC | 12 bit |
| Color depth (camera) | 12 bit |
| Optical sensor class | 1/1.2" |
| Optical Size | 11.345 mm x 7.126 mm |
| Optical sensor diagonal | 13.4 mm (1/1.19") |
| Pixel size | 5.86 µm |
| Manufacturer | Sony |
| Sensor Model | IMX249LQJ-C |
| Gain (master/RGB) | 24x/4x |
| AOI horizontal | same frame rate |
| AOI vertical | increased frame rate |
| AOI image width / step width | 96 / 8 |
| AOI image height / step width | 4 / 2 |
| AOI position grid (horizontal/vertical) | 8 / 2 |
| Binning horizontal | - |
| Binning vertical | - |
| Binning method | - |
| Binning factor | - |
| Subsampling horizontal | same frame rate |
| Subsampling vertical | same frame rate |
| Subsampling method | M/C automatic |
| Subsampling factor | 2, 4, 6, 8, 16 |



Subject to technical modifications (2021-12-09)

Model

| | |
|-----------------------------------|--|
| Pixel clock range | 30 MHz - 140 MHz |
| Frame rate freerun mode | 47 |
| Frame rate trigger (continuous) | 47 |
| Frame rate trigger (maximum) | 47 |
| Exposure time (minimum - maximum) | 0.030 ms - 999 ms |
| Long exposure (maximum) | 30000 ms |
| Power consumption | 1.7 W - 2.9 W |
| Image memory | 128 MB |
| Special features | IDS line scan mode, Overlap trigger |

Ambient conditions

The temperature values given below refer to the outer device temperature of the camera housing.
For PCB versions, refer to the separate hints in the respective documentation.

| | |
|-------------------------------------|---------------------------------|
| Device temperature during operation | 0 °C - 55 °C / 32 °F - 131 °F |
| Device temperature during storage | -20 °C - 60 °C / -4 °F - 140 °F |
| Humidity (relative, non-condensing) | 20 % - 80 % |

Connectors

| | |
|---------------------|---|
| Interface connector | GigE RJ45 |
| I/O connector | 8-pin Hirose connector (HR25-7TR-8PA(73)) |
| Power supply | 12 V - 24 V or PoE |

Pin assignment I/O connector

| | |
|---|-------------------------------------|
| 1 | Ground (GND) |
| 2 | Flash output with optocoupler (-) |
| 3 | General Purpose I/O (GPIO) 1 |
| 4 | Trigger input with optocoupler (-) |
| 5 | Flash output with optocoupler (+) |
| 6 | General Purpose I/O (GPIO) 2 |
| 7 | Trigger input with optocoupler (+) |
| 8 | Input power supply (VCC) 12-24 V DC |



Camera rear view

Design

| | |
|------------------|-----------------------------|
| Lens Mount | C-Mount |
| IP code | - |
| Dimensions H/W/L | 34.0 mm x 44.0 mm x 35.0 mm |
| Mass | 61 g |