




UI-5242SE-M Rev.4 (AB02598)



In series

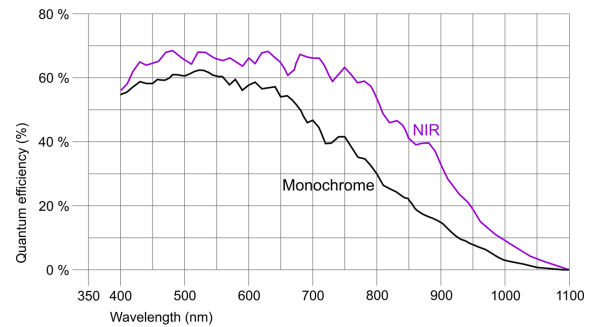
The model is in series and available for the long term.

■ Made
■ in
■ Germany

Specification

Sensor

Sensor type	CMOS Mono
Shutter	Global Shutter / Rolling shutter / Global Start Shutter
Sensor characteristic	Linear
Readout mode	Progressive scan
Pixel Class	1.3 MP
Resolution	1.31 Mpix
Resolution (h x v)	1280 x 1024 Pixel
Aspect ratio	5:4
ADC	10 bit
Color depth (camera)	12 bit
Optical sensor class	1/1.8"
Optical Size	6.784 mm x 5.427 mm
Optical sensor diagonal	8.69 mm (1/1.84")
Pixel size	5.3 μm
Manufacturer	e2v
Sensor Model	EV76C560ABT
Gain (master/RGB)	4x/-
AOI horizontal	same frame rate
AOI vertical	increased frame rate
AOI image width / step width	16 / 4
AOI image height / step width	4 / 2
AOI position grid (horizontal/vertical)	2 / 2
Binning horizontal	same frame rate
Binning vertical	same frame rate
Binning method	M/C automatic
Binning factor	2
Subsampling horizontal	-
Subsampling vertical	-
Subsampling method	-
Subsampling factor	-



Subject to technical modifications (2021-12-08)

Model

Pixel clock range	7 MHz - 86 MHz
Frame rate freerun mode	60
Frame rate trigger (maximum)	59
Exposure time (minimum - maximum)	0.009 ms - 2000 ms
Power consumption	1.2 W - 2.8 W
Image memory	128 MB
Special features	Linescan mode, Scaler, Sequencer, Log mode, Sensor hot pixel correction, Fine exposure, Multi-AOI

Ambient conditions

The temperature values given below refer to the outer device temperature of the camera housing. For PCB versions, refer to the separate hints in the respective documentation.

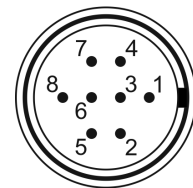
Device temperature during operation	0 °C - 55 °C / 32 °F - 131 °F
Device temperature during storage	-20 °C - 60 °C / -4 °F - 140 °F
Humidity (relative, non-condensing)	20 % - 80 %

Connectors

Interface connector	GigE RJ45
I/O connector	8-pin Hirose connector (HR25-7TR-8PA(73))
Power supply	12 V - 24 V or PoE

Pin assignment I/O connector

1	Ground (GND)
2	Flash output with optocoupler (-)
3	General Purpose I/O (GPIO) 1
4	Trigger input with optocoupler (-)
5	Flash output with optocoupler (+)
6	General Purpose I/O (GPIO) 2
7	Trigger input with optocoupler (+)
8	Input power supply (VCC) 12-24 V DC



Camera rear view

Design

Lens Mount	-
IP code	-
Dimensions H/W/L	31.5 mm x 40.0 mm x 30.0 mm
Mass	36 g